

BENCHTOP MODELS



BCH-2B-B



BCH-3P-B

All Cooktops, Grills and Barbecues in the Luus range are also available as Benchtop Models, making it even easier to add more cooking options to your kitchen. For smaller scale use and greater portability, we have also added 300mm wide units to this range, giving you the choice of models between 300mm and 1200mm in width.

Standard Features:

- Cast iron open burners are 23 mj/hr each
- Grill (20mj/hr) and Barbecue (23mj/hr) long burners are standard with Flame Failure & Pilots
- Burners and trivets are removable and easy-to-clean
- Thick 16mm mild steel grill plate
- 'J-shape to flat' reversible cast iron barbecue grates
- Designed to sit on a normal bench or built into custom housing
- Stainless steel exterior including side panels
- Sturdy steel frame construction for longer lasting durability
- Height adjustable feet

Optional Extras:

- Stand to suit 300mm units
- Side shields
- Joining caps
- Flame Failure and Pilots (open burners only)
- Available in Natural Gas and LPG



23mj Open Burners

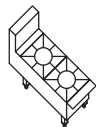


16mm mild steel plate



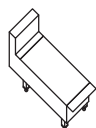
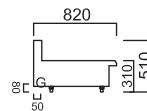
Stainless Steel Finish

Specifications



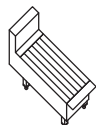
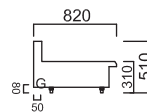
BCH-2B-B 2 open burners benchtop

Dimensions 300x820x510high
Gas connection (G) 3/4" BSP female
Gas output 46mj/hr Nat & LPG



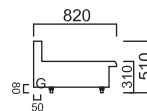
BCH-3P-B 300 grill benchtop

Dimensions 300x820x510high
Gas connection (G) 3/4" BSP female
Gas output 20mj/hr Nat & LPG



BCH-3C-B 300 bbq benchtop

Dimensions 300x820x510high
Gas connection (G) 3/4" BSP female
Gas output 23mj/hr Nat & LPG



Note: Other sizes available on request